
Accounts Payable Payment Selection Based on Accounts Receivable Cash Receipts

AP-1108

Overview

This Extended Solution modifies the A/R Cash Receipt update process to write an Amount paid on a Sales Order Invoice to a corresponding A/P Invoice Custom Office User Defined Field. A/P Invoice Payment Selection has been modified to only select an Invoice for payment if this Total Amount Paid UDF equals or exceeds the A/P Invoice's amount due.

This Extended Solution requires the following to be true in order to enable:

- PO-1086; *Invoice Creation in S/O from P/O Receipts* is installed and enabled.
- P/O Setup Option: 'Post Accounts Payable Invoices' is checked
- Custom Office is Activated.

Additional functionality exists if AP-1107; *Terms Codes with Multiple Due Dates* is installed.

Installation

Before installing this Extended Solution, please verify that the version level(s) printed on the CD label are the same as the version level(s) of the MAS 90 MAS 200 module(s) you are using. For further information, please see the Upgrades and Compatibility section below. Check your Shipping Manifest for a complete list of Extended Solutions shipped.

For detailed installation instructions, please refer to the Sage website at:
http://support.sagesoftwareonline.com/mas/extended_solutions/main.cfm

Installing Your Extended Solutions under Windows From a CD

If you have the *autorun* function turned on for your PC, the installation program will start up automatically. If not, find the **autorun.exe** file on your CD-ROM drive and double-click it to start the installation program. Follow the on-screen instructions.

From the Sage FTP site

When your Extended Solution is ready to be downloaded, you will receive an email from 'extendedsolutions.na@sage.com' telling you that it is ready. The email will contain the Customer Name, Cross Reference, a case-sensitive Password, a link via which you can download your Extended Solution, instructions, and a Shipping Manifest. If you have any problems with this order, please email extendedsolutions.na@sage.com and we will assist you during normal business hours.

Extended Solutions

Extended Solutions Control Center

Installing any Extended Solution will add an Extended Solutions Control Center to the MAS 90 MAS 200 Library Master Utilities menu. When you open the Control Center, the following options will be available:

- Extended Solutions Manuals
- Remove Extended Solutions
- Unlock Extended Solutions
- Merge Installation Files
- Extended Solutions Setup options

Setup

Once the disk is installed, you will need to access the Accounts Payable Setup menu option screen. After the standard MAS 90 MAS 200 option screens have been displayed, a Setup screen for this Extended Solution will appear. Check the 'Enable Extended Solution' box to activate this Extended Solution (Figure 1). The manual for this Extended Solution, if it has been installed, can be viewed by clicking the 'Manual' button next to the 'Enable Extended Solution' check box. It can also be viewed via the Extended Solutions Control Center (see Installation, above).

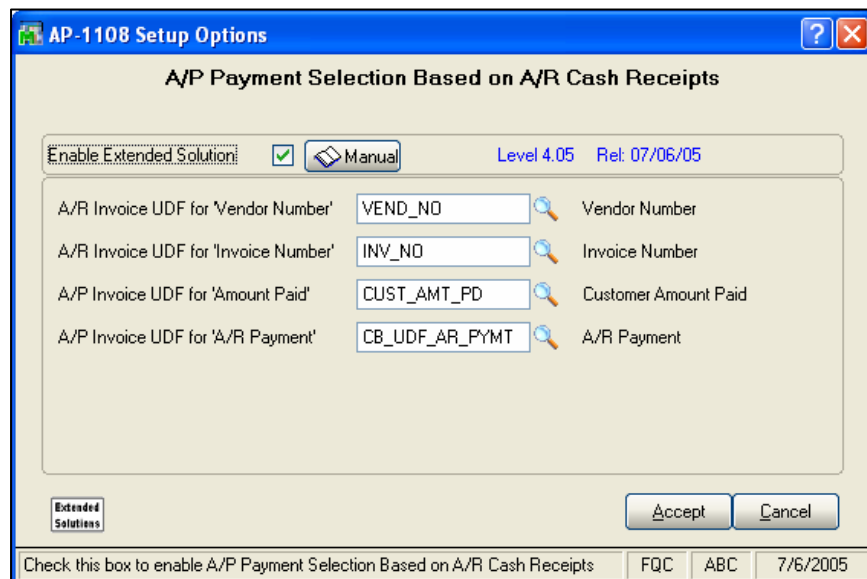


Figure 1

Answer the following prompts:

A/R INVOICE UDF FOR 'VENDOR NUMBER': (9 characters uppercase) specify the A/R Invoice UDF which will hold the Vendor Number.

Extended Solutions

A/R INVOICE UDF FOR 'INVOICE NUMBER': (10 characters uppercase) specify the A/R Invoice UDF which will hold the Invoice Number.

A/P INVOICE UDF FOR 'AMOUNT PAID': (Numeric) specify the A/P Invoice UDF which will hold the Customer's amount paid.

A/P INVOICE UDF FOR 'A/R PAYMENT': (Checkbox) specify a checkbox UDF for A/R Payment. Make sure default is set to unchecked.

Operations

P/O Receipt of Goods Update

Whenever there is a P/O ROG with an Invoice Number, then the S/O Invoice creation process for Extended Solutions PO-1086 will be modified to populate the specified A/R Invoice UDFs with the P/O Receipt's Invoice Number and Vendor Number, and the A/P invoice will be flagged to enforce the Amount Paid rule for Payment Selection.



Recording multiple P/O receipts against the same P/O in the same receipt batch for a P/O that references a sales order will produce undesirable results. Only one S/O Invoice will be produced and its UDFs will contain the information associated with the last receipt.



A/P Payment Selection based on A/R Cash Receipts works ONLY when the corresponding S/O Invoice is created via the P/O Receipt of Goods. All other A/P invoices will select the full amount of the A/P Invoice balance for payment.

A/R Cash Receipts Update

Each Invoice referenced on the register will be checked during A/R Cash Receipts update to see if it has values in the 'Vendor Number' and 'Invoice Number' UDFs. If so then the program will look to Accounts Payable to see if there is an A/P Invoice on file for that Vendor. If an A/P Invoice is found then that A/P invoice's 'Customer Amount Paid' UDF will be incremented by the amount that was applied to the A/R Customer's Invoice in Cash Receipts. This could be the payment, the application of a credit memo, the application of a prepayment, etc.

You will be prompted to print a report after Cash Receipts update (Figure 2). This will appear prior to the prompt to print the DTR and will be your only option to print this data.

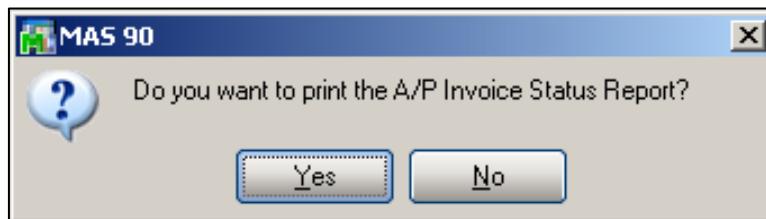


Figure 2

Extended Solutions

When you click 'Yes' to print the A/P Invoice Status Report the Report printer setup screen will appear (Figure 3).

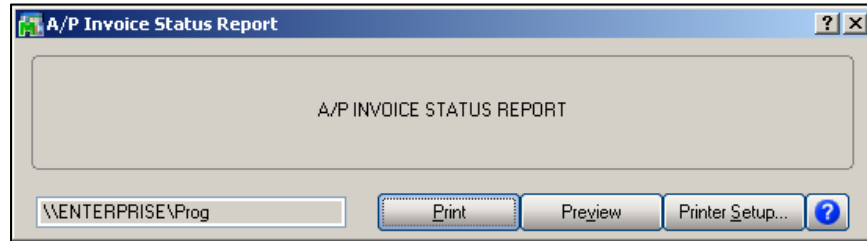


Figure 3

This report will list the S/O Invoices which had Vendor and Invoice UDFs with values in them. If a corresponding A/P Invoice was found it will list how much was written to the UDF. If no A/P Invoice was located, then it will state 'Not Found' (Figure 4)

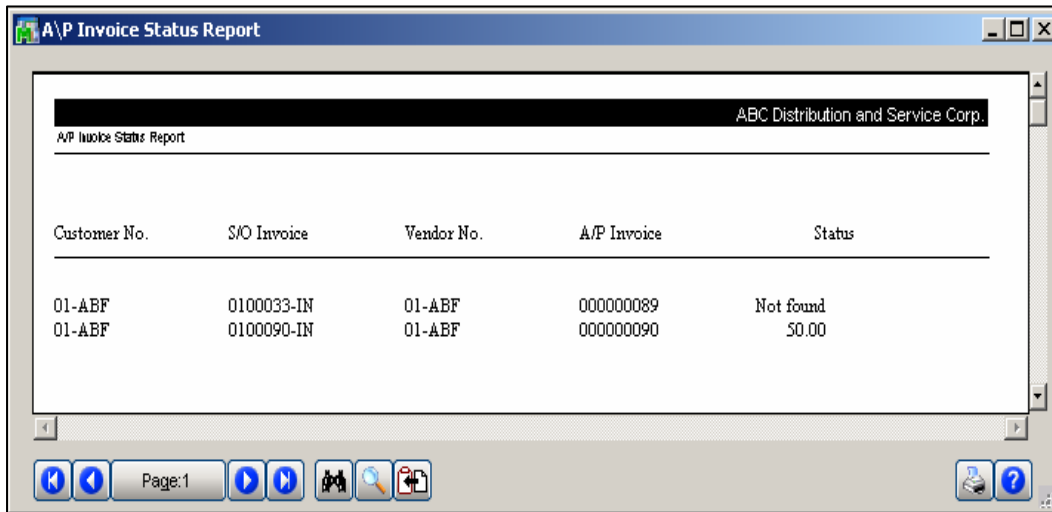


Figure 4

A/P Payment Selection

A/P Payment Selection logic has been modified to check if the A/P invoice UDF for 'A/R Payment' is flagged to enforce the Amount Paid rule for Payment Selection. If it has then it will compare the Invoice's UDF for Amount Paid to the amount selected for payment on the Invoice. If the UDF value is greater than or equal to

{ the amount selected for payment + prior amount paid }

then payment selection will proceed. If UDF value is less than the result, then Invoice payment will be rejected. If the A/P invoice UDF for 'A/R Payment' is NOT flagged to

Extended Solutions

enforce the Amount Paid rule for Payment Selection, normal A/P Payment Selection will occur for that A/P invoice.

If you have installed AP-1107; *Terms Codes with Multiple Due Dates* then this Extended Solution will recognize the concept of multiple due dates and will use the AP-1107 logic to come up with an amount selected for payment in the calculation noted above.

Upgrades and Compatibility

The installation CD is labeled with the version of the MAS 90 MAS 200 module for which this Extended Solution was prepared. This Extended Solution will check its compatibility with the appropriate MAS 90 MAS 200 modules and will be disabled if an incompatibility is found. If you upgrade your MAS 90 MAS 200 modules, this Extended Solution must be upgraded as well. Your MAS 90 MAS 200 dealer can supply this upgrade.

Documentation

Only changes made to the standard operation of MAS 90 MAS 200 have been documented in this manual. Operations not documented in this manual are standard procedures of MAS 90 MAS 200 processing. Standard MAS 90 MAS 200 processes, data entry screens, inquiry screens, reports, updates, etc., have not been changed unless addressed in this document.

Parts of this document may refer to the *Specific Purpose Rule*. When referenced, the described feature was developed for a specific client to its specifications and may not conform to generally accepted MAS 90 MAS 200 standards and procedures. These features may or may not benefit you in your application of MAS 90 MAS 200.

Acknowledgments

© 2005 Sage Software, Inc. All rights reserved. Sage Software, MAS 90, and MAS 200 are registered trademarks or trademarks of Sage Software, Inc. All other trademarks are the property of their respective owners.