



# **MultiCurrency for A/R & S/O**

**For Sage ERP MAS 90, MAS 200 and MAS200  
SQL**

457 Palm Drive  
Glendale, CA 91202  
818-956-3744  
818-956-3746  
sales@iigservices.com

[www.iigservices.com](http://www.iigservices.com)



Information in this document is subject to change without notice. No part of this document may be reproduced or transmitted in any form or by any means, electronic or mechanical, for any purpose without the express written consent of Information Integration Group, Inc.

## **TRADEMARKS**

*MS-DOS* and *Windows* are trademarks of Microsoft Corporation.

MAS 90, MAS 90CS, MAS 90W and MAS 200 are registered trademarks of Sage Software, Inc.

All other product names and brand names are service marks, and/or trademarks or registered trademarks of their respective companies.

## Table of Contents

<i>Installation Instructions and Cautions</i> .....	3
<b>Wait! Before You Install – Do You Use CUSTOM OFFICE?</b> .....	3
<b>Registering IIG products</b> .....	4
<b>ODBC Security</b> .....	5
<b>Role Maintenance</b> .....	5
<i>Introduction</i> .....	6
<i>General Ledger Setup</i> .....	7
<b>Currency Code Maintenance</b> .....	7
<b>Currency Rate Maintenance</b> .....	8
<i>Customer Maintenance</i> .....	11
<i>Sales Order Entry</i> .....	13
<i>S/O Invoice Data Entry</i> .....	19
<i>Bank Reconciliation</i> .....	23
<b>Bank Code Maintenance</b> .....	23
<i>Cash Receipts Entry</i> .....	28
<i>Accounts Receivable-Period End</i> .....	33
<b>Finance Charge Calculation</b> .....	33
<b>Finance Charge Entry</b> .....	35
<b>Statement Printing</b> .....	36
<i>Printings</i> .....	39
<b>Sales Order Printing</b> .....	39
<b>Invoice Printing</b> .....	41
<b>Packing List Printing</b> .....	43
<b>Open Sales Order Report</b> .....	46
<i>Inquires</i> .....	48
<b>Invoice History Inquiry</b> .....	48
<b>Sales Order/Quote History Inquiry</b> .....	50

## Installation Instructions and Cautions

**PLEASE NOTE: MAS 90** must already be installed on your system before installing any IIG enhancement. If not already done, perform your MAS 90 installation and setup now; then allow any updating to be accomplished automatically. Once MAS 90 installation and file updating is complete, you may install your IIG enhancement product by following the procedure below.

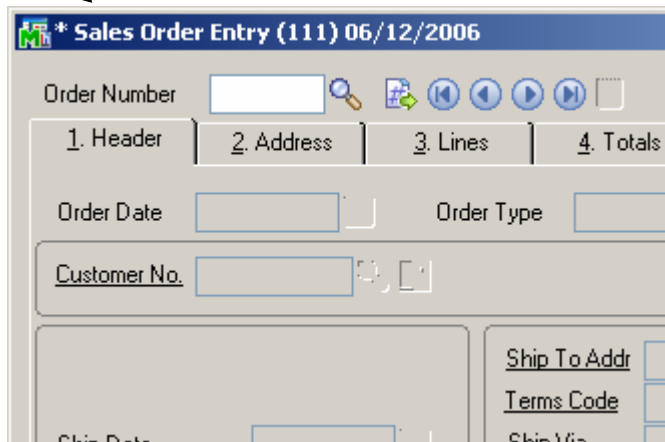
### Wait! Before You Install – Do You Use CUSTOM OFFICE?

**THIS IS AN IMPORTANT CAUTION:** If you have Custom Office installed, **and** if you have modified any MAS 90 screens, you must run **Customizer Update** after you do an enhancement installation.

**But wait! BEFORE** you run **Customizer Update**, it is very **important** that you **print all of your tab lists**. Running **Customizer Update** will clear all Tab settings; your printed tab list will help you to reset your Tabs in Customizer Update. **Custom Office** is installed on your system if there is an asterisk in the title bar of some of the screens. The asterisk indicates that the screen has been changed.

An **asterisk** in a window's title bar indicates that the screen has been modified. This means that **Custom Office** is installed.

Follow all the instructions on this page before you run **Customizer Update!**



## Registering IIG products

IIG Enhancement should be registered to be able to use it. If registration is not performed, the enhancement will work in a demo mode for a limited time period. The registration can be still done during the demo period.

Select the **IIG Product Registration** program under the **Library Master Setup** menu of the MAS 90.

If this option is not listed under the Library Master Setup menu, go to the main menu, and select **Run** from the **File** menu. Type in SVIIGR and click **OK**.

Enhancement	Level	Release Date	Serial Number	Unlocking Key
IIG Enhancement Name	4.50		AAAAAAAAAAAAAAAAAA	BBBBBB


Enter **Serial Number** and **Unlocking Key** provided by IIG, and click **OK**.

If multiple IIG Enhancements are installed, Serial Numbers and Unlocking Keys should be entered for each enhancement.

Use the **Print Registration Form** button to print IIG Registration Form.

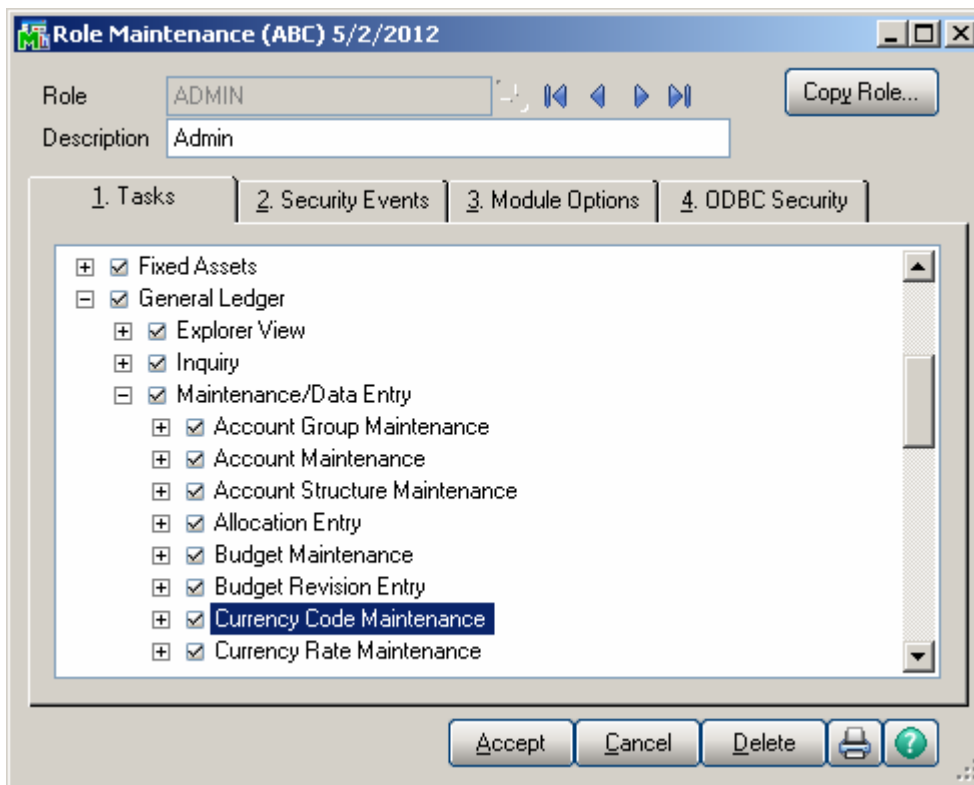
## ODBC Security

After installing an **IIG Enhancement**; it is **very important to verify** whether or not the **Enable ODBC Security within Role Maintenance** check box is selected in the **System Configuration** window of your system. If it is selected you must assign ODBC security permissions and allow access to custom data tables/fields for the Roles defined in your system.



## Role Maintenance

After installing an **IIG Enhancement**, permissions must be configured for newly created Tasks and Security Events.



## Introduction

The MCR enhancement provides the Sage 100 ERP (MAS 90, MAS 200) user with the ability to setup multiple currencies, with their default rates, and rates for any selected date.

Each Customer can be set a default currency and its rate to be used as default.

Item's last price can be set in the Inventory Maintenance in specified currency.

Sales Orders and Invoices can be processed in currency.

The currency and rate are loaded when selecting customer, and can be changed there. Unit Prices, Extensions, and Totals are displayed both in the selected currency and the main currency of the system (USD).

Calculations can be done based on the rate of the Sales Order date or Cash Receipt date.

You can print reports in currency using the exchange rate.

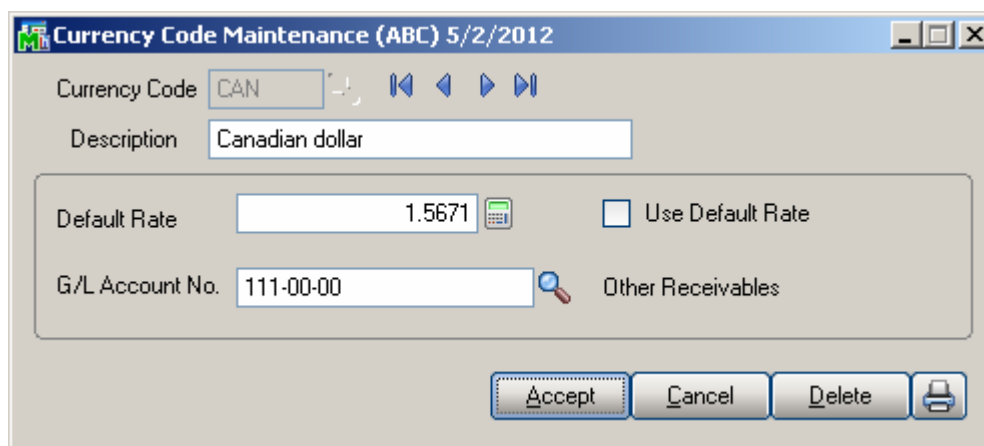
This enhancement is important for any company transacting in more than one currency.

## General Ledger Setup

IIG has added two options in the General Ledger Setup menu. The **Currency Code Maintenance** screen allows you to enter any currency and set up a default rate. The **Currency Rate Maintenance** screen also enables you to change the rate of the existing currency at any time.

### Currency Code Maintenance

Select **Currency Code Maintenance** from the General Ledger Setup menu. The following screen will appear:



The screenshot shows a software window titled "Currency Code Maintenance (ABC) 5/2/2012". It features several input fields and controls:

- Currency Code:** A text box containing "CAN" with navigation arrows to its right.
- Description:** A text box containing "Canadian dollar".
- Default Rate:** A text box containing "1.5671" with a calendar icon to its right.
- Use Default Rate:** An unchecked checkbox.
- G/L Account No.:** A text box containing "111-00-00" with a magnifying glass icon to its right.
- Other Receivables:** A label next to the G/L Account No. field.
- Buttons:** "Accept", "Cancel", "Delete", and a printer icon at the bottom right.

**Currency Code:** Enter numbers or letters up to four characters.

**Description:** Enter the name of the currency.

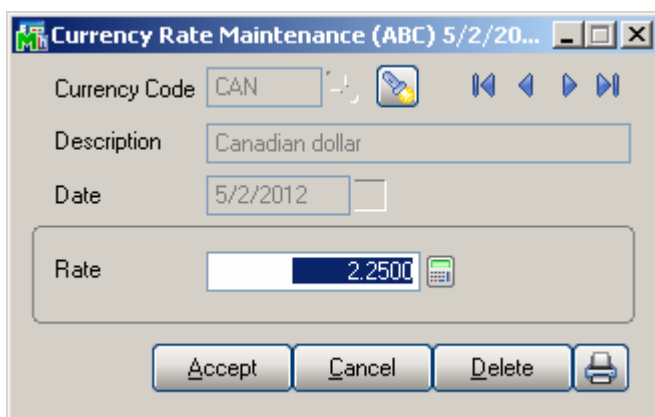
**Default Rate:** Enter the rate of the currency and check the **Use Default Rate** box to designate the Default Rate as the rate to be used when working in the Accounts Receivable and Sales Order systems.

**G/L Account Number:** Choose G/L Account from the list by clicking the Lookup button, or enter it manually. This account will be used when balancing currency rate fluctuations over time.



## Currency Rate Maintenance

The **Currency Rate Maintenance** screen allows you to adjust the currency rate due to the daily/weekly/monthly fluctuations in international exchange rates. Select **Currency Rate Maintenance** from the General Ledger Setup menu. The following screen will appear:



The screenshot shows a software window titled "Currency Rate Maintenance (ABC) 5/2/20...". The window contains several input fields and buttons. The "Currency Code" field is set to "CAN" and has a magnifying glass icon to its right. The "Description" field contains "Canadian dollar". The "Date" field is set to "5/2/2012". The "Rate" field is set to "2.2500" and has a calculator icon to its right. Below the fields are four buttons: "Accept", "Cancel", "Delete", and a printer icon.

**Currency Code:** Choose the Currency Code you want to make changes to by clicking the **magnifying glass icon**, or enter the Code manually. Click the **flashlight icon** to display the list of all currencies and rates.

**Date:** Enter the date for which you are entering the exchange rate.

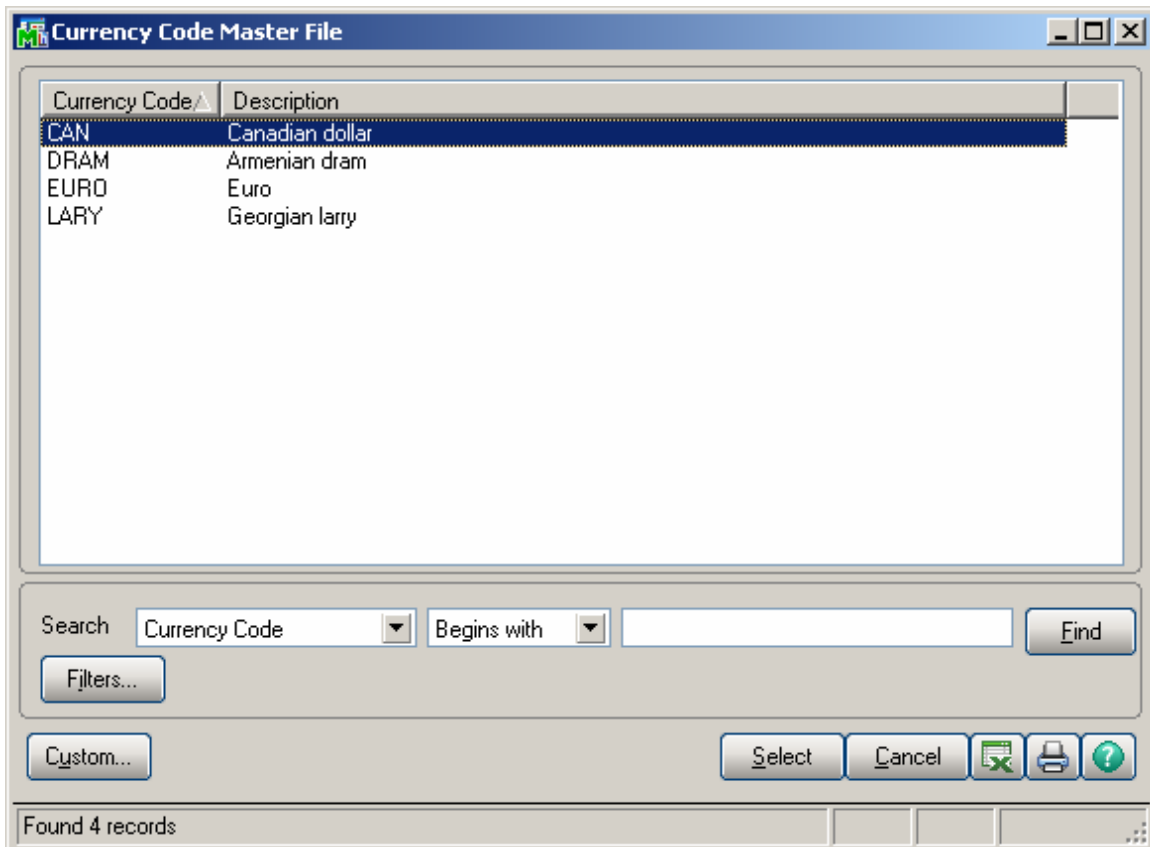
**Currency Rate:** Enter the current rate of the currency.

Select **Accept** to accept the entry.

Select **Cancel** to clear and re-enter.

Select **Delete** to delete the Currency Rate.

Clicking the **Lookup** button will display the **Currency Code Master File** with currencies listed:



Clicking the **Flashlight** button will display the Currency Rate File with the history of currency rate fluctuations by date:

Currency Code	Description	Rate Date	Current Rate
CAN	Canadian dol...	1/23/2009	1.4444
CAN	Canadian dol...	4/4/2011	1.7511
CAN	Canadian dol...	5/16/2011	1.6677
CAN	Canadian dol...	5/31/2011	1.5320
CAN	Canadian dol...	4/28/2012	2.3330
CAN	Canadian dol...	5/2/2012	2.2500
EURO	Euro	12/10/2008	0.7800
EURO	Euro	12/30/2008	0.7805
EURO	Euro	3/6/2009	0.7890
EURO	Euro	3/19/2009	7.0000
EURO	Euro	8/26/2010	0.9000
EURO	Euro	4/30/2011	0.7888
LARY	Georgian larry	5/16/2011	2.5000

Search: <default> Find

Filters...

Custom... Select Cancel [Export] [Print] [Help]

Found 13 records

## Customer Maintenance

Currency fields added to the Customer Maintenance Program allow the users to define and manage foreign currency if the customer uses it to make payments.

Select **Customer Maintenance** from the Accounts Receivable Main menu and click the **Additional** tab. The following screen will appear:

The screenshot shows the 'Customer Maintenance (ABC) 5/2/2012' window. The 'Additional' tab is selected. The form contains the following fields and options:

- Customer No.: 01-ABF
- Name: American Business Futures
- Comment: Call Ed for credit approval.
- Open Item Customer:  Internet Enabled:  Temporary Customer:
- Printing Sort: AMER
- Customer Type: A2 Print Dun Message:
- Statement Cycle: M Batch Fax:
- Data Entry: Price Level: 1
- Diff Pymt Type: CREDIT CARD American Express
- Discount Rate: .000% Fin Charge Rate: 1.500%
- Item Code: WIDGET
- Primary Credit Card Information: CC Number: \*\*\*\*\*6780 CC Pymt Type: AMEX American Express Cardholder Name: John Q. Future Expiration Date: 6/2012
- Payment Rate Type: Order Rate
- Print SO and Invoice in Foreign Currency:
- Load Price as FRGN Unit Price:
- Use Fixed Rate:  2.2500
- Currency Code: CAN Canadian dollar
- Use Default Currency Rate:

**Currency Code:** Select from the list the Code of the Currency that the customer uses for payments or enter the Code manually.

**Use Default Currency Rate:** Check this box to select the default rate as the rate used when working in the Accounts Receivable and Sales Order systems.

**Payment Rate Type:** Select **Order Rate** if you want to use the rate indicated in the Sales Order Entry or **Cash Rate** to

pay an amount based on the exchange rate at the time of payment (cash receipt).

**Print SO and Invoice in Foreign Currency:** Check this box to show amounts in foreign currency when printing Sales Orders and Invoices.

**Load Price as FRGN Unit Price-** Select this checkbox to indicate the customers paying in foreign currency.

**Use Fixed Rate:** Check this box if you want to use a fixed currency rate during Sales Order and Invoice Data Entry, and enter the rate in the field next to the check box. The rate setup for current date in the Currency Rate Maintenance is set by default and can be changed here.

When creating Sales Order for a customer indicated as paying in foreign currency respective checkbox added on the Sales Order Entry Header will be selected by default and the item's price will be loaded as foreign price. The **Unit Price** will be calculated respectively based on the exchange rate.

## Sales Order Entry

Select **Sales Order Entry** from the Sales Order Main menu and click the **Header** tab.

The screenshot displays the 'Sales Order Entry' window for customer 'ABC' on '5/2/2012'. The 'Header' tab is active. Key fields include:

- Order Number: 0000211
- Order Date: 5/2/2012
- Order Type: Standard Order
- Customer No.: 01-ABF (American Business Futures)
- Ship Date: 5/2/2012
- Status: New
- Whse: 001 EAST WAREHOUSE
- Sales Tax Schedule: WI (Wisconsin)
- Ship To Addr: 2 American Business Futures
- Terms Code: 01 Net 30 Days
- Ship Via: UPS BLUE
- Confirm To: John Quinn
- E-mail: artie@abf.com
- Salesperson: 0100 Jim Kentley
- Currency Code: CAN (Canadian dollar)
- Print in Curr.:
- Payment Rate: Order Rate
- Fixed Rate:
- Rate: 2.2500
- Load Price as FRGN Unit Price:

Buttons at the bottom include 'Print Order...', 'Print Pick...', 'Recalc Price', 'Accept', 'Cancel', 'Delete', and a help icon.

Upon selecting a Customer No., the below listed new fields will display currency settings if the Customer uses foreign currency. Modifications can be made on the current order.

**Currency Code:** Select the **Currency Code** of the currency that the Customer will use.

**Print in Cur:** Check this box to have amounts printed in foreign currency when printing this Sales Order.

**Payment Rate:** Select **Order Rate** if you want to use the rate specified in the Sales Order Entry or **Cash Rate** to pay the amount based on the exchange rate at the time of payment (cash receipt).

**Fixed Rate:** Check this box if you want to use a fixed currency rate.

**Rate:** Enter the rate you want to be used.

**Load Price as FRGN Unit Price:** This field's value is defaulted from the Customer Maintenance and can be changed in the Sales Order before entering a line. After a line has been entered in the order the Load Price as FRGN Unit Price checkbox becomes disabled.

If this checkbox is selected the Item's standard price is loaded in the lines tab as **Unit Price in Currency** and the **Unit Price** is calculated as **Unit Price in Currency/Exchange Rate**.

After filling in all the necessary fields, click the **Lines** tab. Two new fields (**Unit Price in Currency** and **Extension in Currency**) have been added to the lines grid:

Sales Order Entry (ABC) 5/2/2012

Order Number: 0000211

Copy from... Defaults... Customer... Credit...

1. Header 2. Address 3. Lines 4. Totals User: USERIIG

Quick Row: 1

	Item Code	Ordered	Back Order	Unit Price	Unit Price In Curr	Extension	Extension In Curr
1	1001-HON-H254LK	2.00	.00	135.000	303.750	270.00	607.50
2		.00	.00	.000	.000	.00	.00

Description: HON 4 DRAWER LETTER FLE W/ LCK  
Warehouse: 001  
Unit Of Measure: EACH  
Shipped: .00  
Price Level: 1

Currency Code - CAN Total Amount: 270.00

Print Order... Print Pick... Recalc Price Accept Cancel Delete

The **Unit Price in Currency** and **Extension in Currency** fields display amounts in foreign currency, while the **Extension** and **Unit Price** fields display amounts in USD (main currency of the system). Each item's **Unit Price** or **Extension** can be entered in either US or foreign currency.

After entries are made in the **Lines** tab, click the **Totals** tab.



New fields: **Order Total** & **Net Order** in currency

There are two new fields, **Order Total** and **Net Order** added on the **Sales Order Entry** Total tab, which display amounts in foreign currency.

Click the **Order Total** button to recalculate the total in foreign currency from the lines.

Here is an order for the same Item created for a foreign customer that is, with the **Load Price as FRGN Unit Price** checkbox selected on the **Sales Order Header**.

Sales Order Entry (ABC) 5/2/2012

Order Number 0000214

Copy from... Defaults... Customer... Credit...

1. Header 2. Address 3. Lines 4. Totals User USERIIG

Quick Row 1

	Item Code	Ordered	Back Ordere	Unit Price	Unit Price In Curr	Extension	Extension In Curr
1	1001-HON-H254LK	2.00	.00	60.000	135.000	120.00	270.00
2		.00	.00	.000	.000	.00	.00

Description HON 4 DRAWER LETTER FLE W/ LCK

Warehouse 001

Unit Of Measure EACH

Shipped .00

Price Level 1

Total Amount 120.00

Print Order... Print Pick... Recalc Price Accept Cancel Delete

The Item's standard price is loaded in the **Unit Price in Currency** field and the Unit Price is calculated as **Unit Price In Currency/Exchange Rate= 135/2.25= 60**

For **Misc. Charge Code** lines the **Standard Unit Price** of the **Misc. Charge Item** will be loaded as Extension in Currency and the Extension will be calculated based on the exchange rate.

Sales Order Entry (ABC) 5/2/2012

Order Number: 0000214

Order Date: 5/2/2012

Order Type: Standard Order

Customer No.: 01-ABF American Business Futures

Salesperson: 0100

Amount Subject to Discount: 120.00

Discount Rate: .000%

Discount Amount: .00

Payment Type: CHECK

Check Number: 000123

Deposit Amount: 100.00

Taxable Amount: .00

Non-Taxable Amount: 120.00

Commission Rate: 10.000%

Sales Tax Amount: .00

Order Total: 120.00

Net Order: 20.00

Order Total: 270.00

Net Order: 45.00

The Order Total is displayed in the currency specified on the Sales Order Header and the Amount displayed in the field next to the Order Total button is in US\$.

## S/O Invoice Data Entry

Select **Invoice Data Entry** from the Sales Order Main menu and click the **Header** tab.

The screenshot displays the 'S/O Invoice Data Entry (ABC) 5/2/2012' window. The interface includes a header section with fields for Invoice No. (0100115), Batch (00003), and buttons for Defaults, Customer, and Credit. Below this are tabs for 1. Header, 2. Address, 3. Lines, and 4. Totals. The main area contains fields for Invoice Date (5/2/2012), Invoice Type (Standard Invoice), and Sales Order Number. A customer selection section shows 'Customer No.' 01-AVNET and 'Avnet Processing Corp'. A sidebar on the left lists Order Status (1 Step), Ship Date (5/2/2012), Due Date (6/1/2012), Discount Date (5/2/2012), Warehouse (002 WEST WAREHOUSE), and Sales Tax Schedule (CA). The right side features fields for Ship To Addr (2 Irvine Warehouse), Terms Code (01 Net 30 Days), Ship Via (UPS BLUE FOB), Confirm To (Terry Stafford), E-mail (tonys@avnet.com), Fax No. ((949) 555-2223), Comment, Salesperson (0200 Shelly Westland), and Split Comm. (No). A highlighted section at the bottom right shows Currency Code (CAN Canadian dollar), Payment Rate (Cash Rate Fixed Rate checked), and Rate (1.5000). The 'Print in Curr.' checkbox is also visible. At the bottom, there are buttons for Quick Print, Accept, Cancel, Delete, and a help icon.

**Currency Code:** Select the **Currency Code** of the currency to be used by the Customer.

**Print in Cur.:** Check this box to request that amounts be displayed in foreign currency when printing the S/O Invoice.

**Payment Rate:** Select **Order Rate** if you want to use the rate indicated in the Sales Order Entry, or **Cash Rate** to pay an amount based on the exchange rate at the time of payment (cash receipt).

**Fixed Rate:** Check the box if you want to use the fixed currency rate.

**Rate:** Enter the rate you want to use.

**Load Price as FRGN Unit Price:** This field's value is defaulted from the Customer Maintenance and can be changed in the Sales Order before entering a line. After a line has been entered in the order the Load Price as FRGN Unit Price checkbox becomes disabled.

If this checkbox is selected the Item's standard price is loaded in the lines tab as **Unit Price in Currency** and the **Unit Price** is calculated as: **Unit Price in Currency/Exchange Rate**.

Two new fields: the **Unit Price in Currency & Extension in Currency** in the **Lines** tab, are the same as those fields in the **Sales Order Entry** grid, and they display amounts in foreign currency while the **Unit Price** and **Extension** fields display the amounts in USD.

S/O Invoice Data Entry (ABC) 5/3/2012

Invoice No. 0100115 Batch 00003 Defaults... Customer... Credit...

1. Header 2. Address 3. Lines 4. Totals

Quick Row 1

	Item Code	Ordered	Shipped	Unit Price	Extension	Unit Price in Curr	Extension in Curr
1	1001-HON-H254LK	2.00	2.00	135.000	270.00	202.500	405.00
2	2480-8-50	2.00	2.00	34.950	69.90	52.425	104.85
3		.00	.00	.000	.00	.000	.00

Description: HON 4 DRAWER LETTER FLE W/ LCK  
Warehouse: 002  
Unit Of Measure: EACH  
Back Ordered: .00

Currency Code - CAN Total Amount 339.90

Quick Print Accept Cancel Delete

Two new fields, **Inv. Total** and **Net Invoice**, in the **Totals** tab, display amounts in foreign currency.

Click the **Inv. Total** button to recalculate the total in foreign currency from the lines.

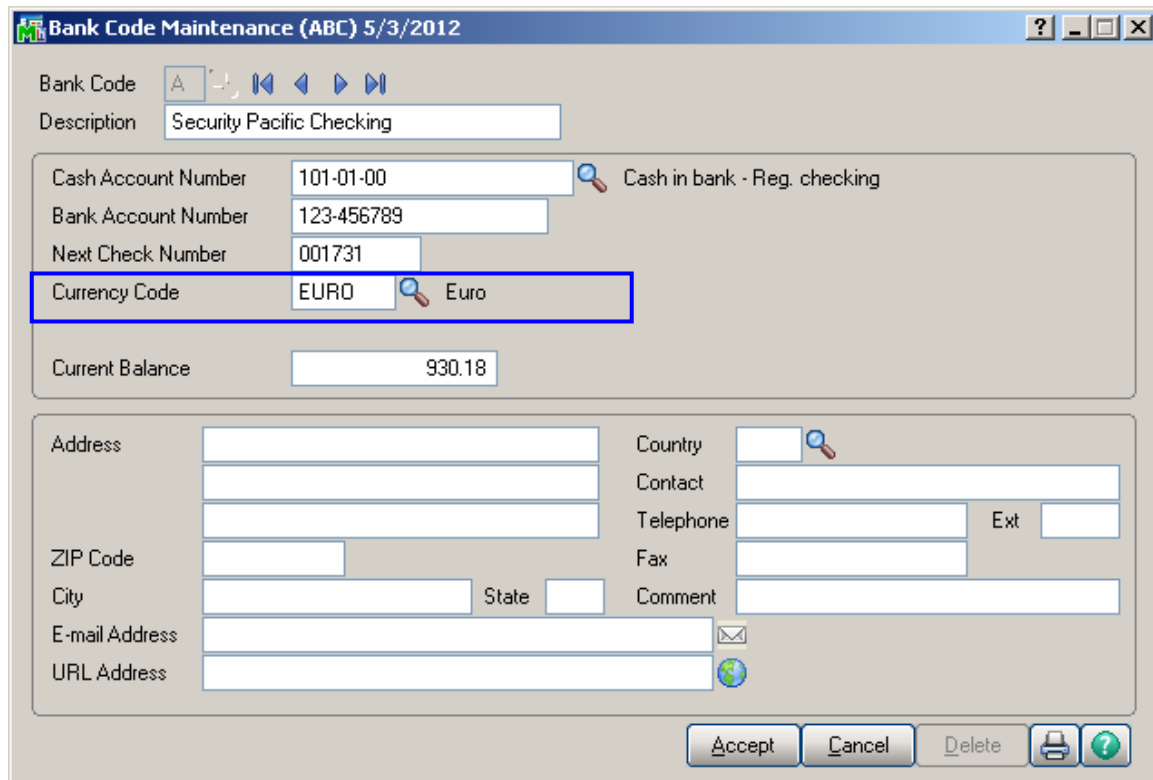
The screenshot shows the 'S/O Invoice Data Entry (ABC) 5/3/2012' window. At the top, there are navigation buttons for '1. Header', '2. Address', '3. Lines', and '4. Totals'. The 'Header' section includes fields for 'Invoice No.' (0100115), 'Batch' (00003), 'Invoice Date' (5/2/2012), and 'Invoice Type' (Standard Invoice). Below this, 'Customer No.' is 01-AVNET (Avnet Processing Corp) and 'Salesperson' is 0200. The 'Payment' section shows 'Payment Type' as CREDIT CARD (American Express), 'Deposit' checked, and 'Credit Card Number' as \*\*\*\*\*1111. Financial fields include 'Amount Subject to Discount' (339.90), 'Discount Rate' (5.000%), 'Discount Amount' (17.00), 'Taxable Amount' (322.90), and 'Nontaxable Amount' (.00). Other fields include 'Commission Rate' (8.000%), 'Sales Tax Amount' (19.37), 'Invoice Total' (342.27), and 'Net Invoice' (292.27). At the bottom of the main form area, there are two new fields: 'Inv. Total' (513.41) and 'Net Invoice' (438.41), which are highlighted with dashed boxes and arrows pointing to a callout box. The bottom of the window contains 'Quick Print', 'Accept', 'Cancel', 'Delete', and a help icon.

New fields: **Inv. Total** & **Net Invoice**

## Bank Reconciliation

### Bank Code Maintenance

The **Currency Code** field has been added to the **Bank Code Maintenance** to allow specifying the Currency by which current Bank operates.



The screenshot shows a software window titled "Bank Code Maintenance (ABC) 5/3/2012". The window contains several input fields and buttons. The "Currency Code" field is highlighted with a blue border and contains the text "EURO". Other fields include "Cash Account Number" (101-01-00), "Bank Account Number" (123-456789), "Next Check Number" (001731), and "Current Balance" (930.18). The bottom of the window has buttons for "Accept", "Cancel", "Delete", a printer icon, and a help icon.

Bank Code	A	
Description	Security Pacific Checking	
Cash Account Number	101-01-00	Cash in bank - Reg. checking
Bank Account Number	123-456789	
Next Check Number	001731	
Currency Code	EURO	Euro
Current Balance	930.18	
Address		
Country		
Contact		
Telephone		Ext
Fax		
ZIP Code		
City	State	Comment
E-mail Address		
URL Address		

The **Currency Code** specified for the selected Bank Code will be defaulted to the **Cash Receipt Deposit Entry**. Posting to bank reconciliation file from cash receipt application will be done in the bank code currency.



The **Currency Code** field added to the **Cash Receipts Deposit** entry allows the user to see the Currency Code by which the selected bank is operating. The **Currency Code** field's value is defaulted from the Bank Code Maintenance. It will be blank if there is not Currency Code specified for the selected Bank Code in the Bank Code Maintenance.

The screenshot shows the 'Cash Receipts Deposit' window with the following fields and values:

Deposit Number	00028	Batch	00014
Description			
Bank Code	A Security Pacific Checking		
Deposit Date	5/3/2012		
Currency Code	EURO Euro		
Currency Rate	1.7888		

Cash Deposit Amount	100.00
Cash Deposit Amount In Curr.	178.88
Credit Card Deposit Amount	50.00
Credit Card Deposit Amount In Curr.	89.44
Deposit Balance	150.00

Buttons: Accept, Cancel, Delete, ?

The user can enter the Currency Rate for current deposit. Upon entering the **Cash Deposit** or **Credit Card Deposit Amount** the **Deposit Amount in Currency** value is automatically calculated based on the Currency Rate and vice versa.

**Cash Receipts Entry (ABC) 5/3/2012**

Customer No. 01-ABF    Name American Business Futures    Invoice No.    Deposit Type Cash

Check No. 14555555

1. Header    2. Lines

Amount Received 100.00    Amt. Receiv. In Currency 178.88    Auto...

Customer Balance 5,032.90    Posting Balance .00

Currency Code EUR    Currency Rate 1.7888

**Deposit Information**

Deposit Number 00028    Description    Bank Code A    Deposit Date 5/3/2012

Cash Amount Remaining .00    Credit Card Amount Remaining 50.00    Deposit Remaining 50.00

Accept    Cancel    Delete    [Print]    [Help]

The **Amount Received** and **Amt. Receiv. In Currency** fields allow the user to enter corresponding amounts. Upon entering the **Amount Received** the Amount in currency is automatically calculated and vice versa.

The **Currency Code** and **Currency Rate** fields' values are defaulted from the **Cash Receipt Deposit** entry.

When the Cash Receipts Journal is updated the amount is posted to bank reconciliation file application in the bank code currency.

**Cash Receipts Entry (ABC) 5/3/2012**

Customer No. 01-ABF    Name American Business Futures    Invoice No.    Deposit Type Cash

Check No. 14555555

1. Header    2. Lines

Quick Row 1

	Invoice No.	Inv Date	Inv Amount	Disc Used	Amt Posted	Balance
1	0100101-IN	10/7/2009	55.92	.00	100.00	44.08-
2			.00	.00	.00	.00

GL Account	
G/L Acct Desc	
Amnt Post In Curr	178.80
Balance In Curr	78.81-
Pmt Rate Type	Cash Rate
Original Inv Amt	127.38
Inv Curr Code	EURO
Inv Curr Rate	.7850
Payment Rate	1.7880

Posting Balance .00  
Total Posted 100.00

Accept    Cancel    Delete    Print    Help

Reconcile Bank (ABC) 5/3/2012

Bank Code: A Currency Code: EURO Statement Ending Balance: .00  
Description: Security Pacific Checking Out of Balance By: .00

1. Checks | 2. Dep/Adjust

	Document Date	Adjustment Type	Reference	Amount	Clear	Module	Comm
1	5/3/2012	Deposit	DEPOSIT	1,450.18	<input type="checkbox"/>	A/R	CASH RECEIPT DEPO
2	5/3/2012	Deposit	DEPOSIT	178.88	<input type="checkbox"/>	A/R	CASH RECEIPT DEPO

Add Dep/Adjust...

Bank Recap Report... B/R Trans Register... Accept Cancel

## Cash Receipts Entry

The **Amt. Receiv. In Currency**, **Currency Code** and **Currency Rate** fields are available on the **Header** tab of the **Cash Receipts Entry**.

The screenshot displays the 'Cash Receipts Entry (ABC) 5/21/2012' window. The 'Header' tab is active, showing the following fields and values:

- Customer No.: 01-AVNET
- Name: Avnet Processing Corp
- Check No.: 12222
- Invoice No.: (empty)
- Deposit Type: Cash
- Amount Received: 781.20
- Amt. Receiv. In Currency: 1,953.00
- Customer Balance: 21,639.59
- Posting Balance: 78.12
- Currency Code: CAN
- Currency Rate: 2.5000
- Deposit Information:
  - Deposit Number: 00056
  - Description: (empty)
  - Bank Code: D
  - Deposit Date: 5/21/2012
  - Cash Total: 781.20
  - Deposit Total: 781.20

Buttons at the bottom include 'Accept', 'Cancel', 'Delete', and a help icon.

*Note: The **Auto** button is not available on the Cash Receipt Header.*

New currency related fields have been added on the **Lines** tab of the **Cash Receipts Entry** screen. They are visible if foreign currency is used.

The **Inv. Amt. in Curr.**, **Amnt. Post. in Curr.** and **Inv. Bal. in Cur.** fields display corresponding amounts in foreign currency.

Cash Receipts Entry (ABC) 5/21/2012

Customer No. 01-AVNET  
 Name Avnet Processing Corp Invoice No. Deposit Type Cash  
 Check No. 12222

1. Header 2. Lines

Quick Row 1

	Invoice No.	Inv Date	Inv Amount	Disc Used	Amt Posted	Balance
1	0100137-IN	5/21/2012	703.08	.00	703.08	.00
2			.00	.00	.00	.00

G/L Acct Desc	
Sold To Cust No.	01-ABF
Amnt Post In Curr	1,757.70
Payment Rate	2.5000
Balance In Curr	.00
Pmt Rate Type	Cash Rate
Original Inv Amt	781.20
Inv Curr Code	CAN
Inv Curr Rate	2.2500

Posting Balance 78.12  
 Total Posted 703.08

Accept Cancel Delete

If the **Payment Rate Type** on the Invoice is set to **Cash Rate**, additional fields are displayed:

**Payment Rate Type** displays the setting on the Invoice. In our example it is **Cash Rate**.

**Original Inv. Amt** is the amount of the Invoice calculated based on the currency rate at the time of invoicing.

The following fields are available on the **Cash Receipts Entry** lines grid:

The **Invoice Currency Code/Rate** fields display **Currency Code** and **Currency Rate** of the original Invoice.

**Payment Rate** displays the **Currency Rate** at the time of payment. This field can be updated to reflect a rate change.

If the **Payment Rate** differs from the **Rate** at the time of Invoice, the **Invoice Amount** is recalculated as follows:

**Original Inv. Amt\* Inv. Curr.Rate/PaymentRate.** The Posting Balance field indicates the difference of **Original Inv. Amount** and **Inv. Amount** (In our example it is 78.12). During the Cash Receipt update, the program applies this difference (78.12) to the General Ledger account assigned to the Currency Code in the Currency Code Maintenance.

Postings can be viewed on the **Cash Receipts Journal** screen:

Accounts Receivable Recap By Division  
 Register Number: CR-000103  
 Batch Number: 00043

ABC Distribution and Service Corp. (ABC)  
 Division Number: 01 EAST SALES OFFICE

G/L Account	Description	Debit	Credit
101-01-00	Cash in bank - Reg. checking	703.08	
105-00-01	Accts. receiv. - East Warehouse		781.20
111-00-00	Other Receivables	78.12	
<b>Division 01 Total:</b>		781.20	781.20

If the **Currency Code** has no G/L account assigned, or the account number does not exist, the **Cash Receipts Journal Error Log** will be printed:

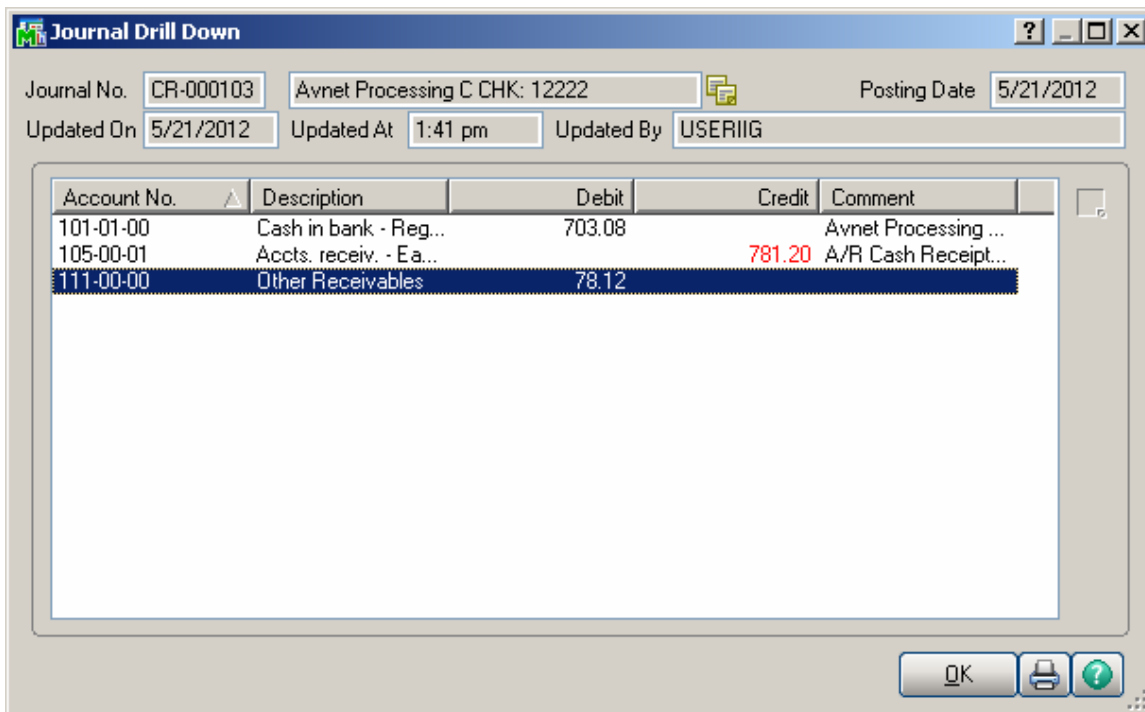
Cash Receipts Journal Error Log  
 Register Number: 000005  
 Batch Number: 00008

ABC Distribution and Service Corp. (ABC)

**Error Description**

An Invalid or Missing G/L Account has been found in Currency Code: C:AN

The same transaction to the Currency G/L account can be found in the **Journal Drill Down**. In the **Account Maintenance** program of the General Ledger Main menu go to the **Transactions** tab and click the **Journal Zoom** button.



The screenshot shows a software window titled "Journal Drill Down". At the top, there are several input fields: "Journal No." with value "CR-000103", "Avnet Processing C CHK: 12222", "Posting Date" with value "5/21/2012", "Updated On" with value "5/21/2012", "Updated At" with value "1:41 pm", and "Updated By" with value "USERIIG". Below these fields is a table with the following data:

Account No.	Description	Debit	Credit	Comment
101-01-00	Cash in bank - Reg...	703.08		Avnet Processing ...
105-00-01	Accts. receiv. - Ea...		781.20	A/R Cash Receipt...
111-00-00	Other Receivables	78.12		

At the bottom right of the window, there are buttons for "OK", a printer icon, and a help icon.

Any difference arising from rate fluctuations will also appear on the **Invoices** tab of the **Customer Maintenance** program:



Customer Maintenance (ABC) 5/21/2012

Customer No. 01-AVNET  
 Name Avnet Processing Corp

Customer Credit Limit Is Exceeded

1. Main | 2. Additional | 3. Statistics | 4. Summary | 5. History | 6. Invoices | 7. Transactions | 8. S/Os

Invoice No.	Invoice Type	Inv Date	Inv Due Date	Disc Date	Sold To	Amount
0100116	Invoice	5/3/2012	6/2/2012			228.19
0100123	Invoice	5/3/2012	6/2/2012			341.37
MAY0002	Finance Charge	5/3/2012	5/3/2012			306.59
0100128	Invoice	5/14/2012	6/13/2012		01-ABF	168.00
0100134	Invoice	5/15/2012	6/14/2012		01-ABF	104.80
0100134	PrePayment	5/15/2012	5/15/2012			0.00
GGG	PrePayment	5/15/2012	5/15/2012			100.00
0100136	Invoice	5/21/2012	6/20/2012		01-ABF	781.20
0100137	Invoice	5/21/2012	6/20/2012		01-ABF	781.20

Trans Date	Trans Type	Trans Amount	Pay Date	Check No.	Payment Ref	Cr Card	RM
5/21/2012	Payment	78.12	5/21/2012	12222	PAY.DIFF		
5/21/2012	Payment	781.20	5/21/2012	12222			

Balance	Current	30 Days	60 Days	90 Days	120 Days
20,858.39	374.80	0.00	0.00	0.00	20,483.59

Accept Cancel Delete

## Accounts Receivable-Period End

Finance Charge Calculation

The **Finance Charge Calculation** program has been modified to provide the users with ability of selecting **Currency Code** and specifying the exchange rate.

Finance Charge Calculation (ABC) 5/3/2012

Calculation Parameters

Aging Date: 5/3/2012

Min Balance to Apply: 250.00

Min Finance Charge to Apply: 100.00

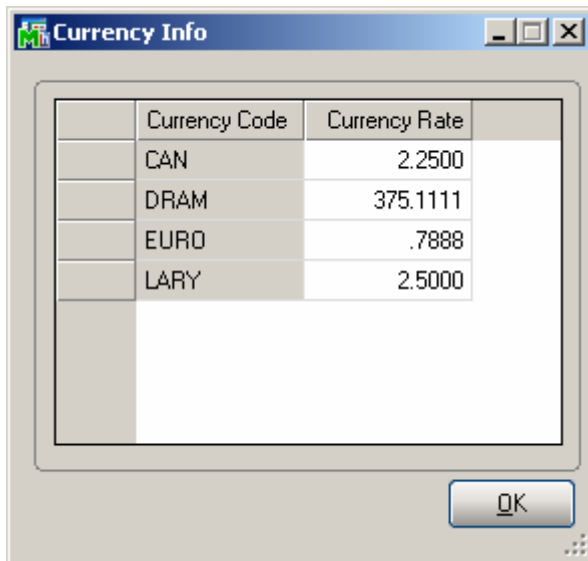
Selection Parameters

Select Field	Operand	Value
Statement Cycle	All	
Customer Number	All	

Clear Proceed Cancel Print Help

Upon clicking the **Proceed** button **Currency Info** screen is opened:

The Currency Codes, setup in the system, are displayed in the screen. The displayed currency exchange rate is the one active on the date the finance charge calculation is run.



The user can change the **Currency Rate** if needed.

## Finance Charge Entry

The **Currency Info** fields have been added to the Finance Charge Entry to display the currency code and the exchange rate used during the Finance Charge Calculation.

The screenshot shows the 'Finance Charge Entry (ABC) 5/3/2012' window. It contains the following fields and values:

Customer Information	
Customer No.	01-ABF
Customer Name	American Business Futures

Aging and Balance	
Current	268.00
Over 30 Days	.00
Over 60 Days	.00
Over 90 Days	.00
Over 120 Days	4,637.13
A/R Balance	4,905.13

Account Activity	
Last Activity Date	5/3/2012
Last Payment Date	5/3/2012
Last Payment Amount	100.00

Finance Charge Status	
Unpaid Finance Charge	100.00
Finance Charge YTD	100.00
Amount Subject to F/C	.00
Finance Charge Rate	1.500%

Currency Info	
Currency Code	CAN
Currency Rate	2.2500

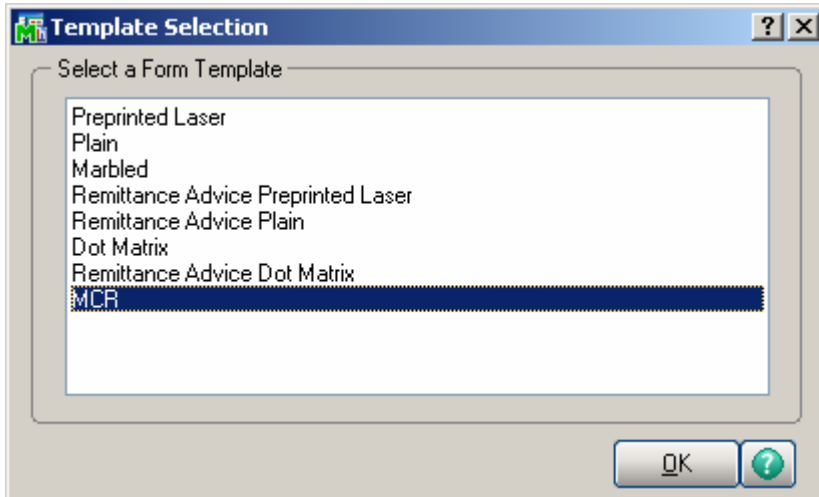
Finance Charge Applied	
Finance Charge Applied	100.00

Buttons: Accept, Cancel, Delete, Print, Help

The user can change the **Currency Rate** if necessary. After the **Finance Charge Journal** is updated the Currency Rate entered here will be used for calculating charges in the Statement printing.

Statement Printing

The **MCR** form has been added to the **Statement Printing** to allow printing the Customer information by Currency.



Statement Printing (ABC) 5/3/2012

Form Code: NEW

Description: MCR

Number of Copies: 1  Collated  Multi-Part Form Enabled

Sort Statements By: Customer Number

Age Invoices as Of: 5/3/2012

Select Statements with Minimum Balance Of: .00

Select Customers with Balance Past Aging Category: Current Category

Paperless Office Output: Print All

Include:

Temporary Customers: Yes  Credit Balances: No

Zero Balance Customers:  Zero Balance Invoices: Current Month Only

Selections:

Select Field	Operand	Value
Statement Cycle	All	
Customer Number	All	
Customer Name	All	
Salesperson	All	

Adobe PDF

If the Invoice has been updated with Cash Rate, then the **Currency Rate** column will display the last Rate, and for the payments it will display their posted Rate.

And if the Invoice has been updated with Order Rate, then the report will display posted rate for that Invoice.

If the Invoice is not with Currency Code, then the Currency Code field is blank and "1" is printed for Currency Rate.

View Statement Printing Report

19 / 19 100%

BusinessObjects

Preview

Page: 1

ABC Distribution and Service Corp.

Orange Door & Window Co.  
56 Technology  
Irvine, CA 92618-2301

Contact: Harold English, President

<b>Statement Date</b>	<b>Statement Date</b>
5/3/2012	5/3/2012
<b>Account Number</b>	<b>Account Number</b>
02-ORANGE	02-ORANGE

**Amount Enclosed** \$ \_\_\_\_\_

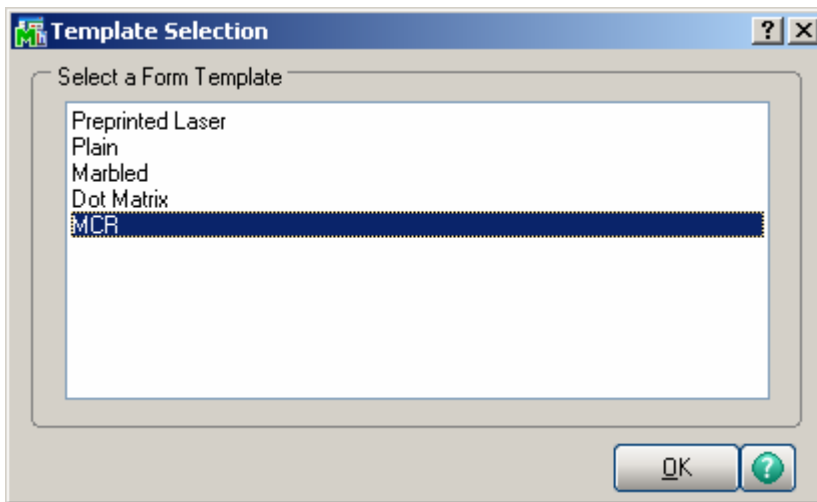
**Mark Items Being Paid**

Date	Reference	Currency Code	Currency Rate	Charge	Credit	Balance	Reference	Amount
12/10/2008	0100065-IN		1.0000	704.95		704.95	0100065-IN	
5/31/2010	0100047-IN		1.0000	263.37		263.37	0100047-IN	
5/3/2012	MAY0016-F C	CAN	2.2500	225.00		225.00	MAY0016-FC	

## Printings

### Sales Order Printing

The **MCR** form template has been added to the Sales Order Printing,



If the **Print in Curr.** check box is selected in Sales Order Entry, the Currency information are displayed on the printing. The Price and Amount fields are displayed by Currency as well.



View Sales Order Printing

42 / 43 100%

BusinessObjects

Preview

ABC Distribution and Service Corp.

**Order Number:** 0000211  
**Order Date:** 5/2/2012

**Salesperson:** 0100  
**Customer Number:** 01-ABF  
**Currency Code:** CAN  
**Currency Rate:** 2.2500

**Sold To:**  
 American Business Futures  
 2131 N. 14th Street  
 Suite 100  
 Accounting Department  
 Milwaukee, WI 53205-1204  
**Confirm To:**  
 John Quinn

**Ship To:**  
 American Business Futures  
 Racine Warehouse  
 5411 Kendrick Place  
 Racine, WI 53120

---

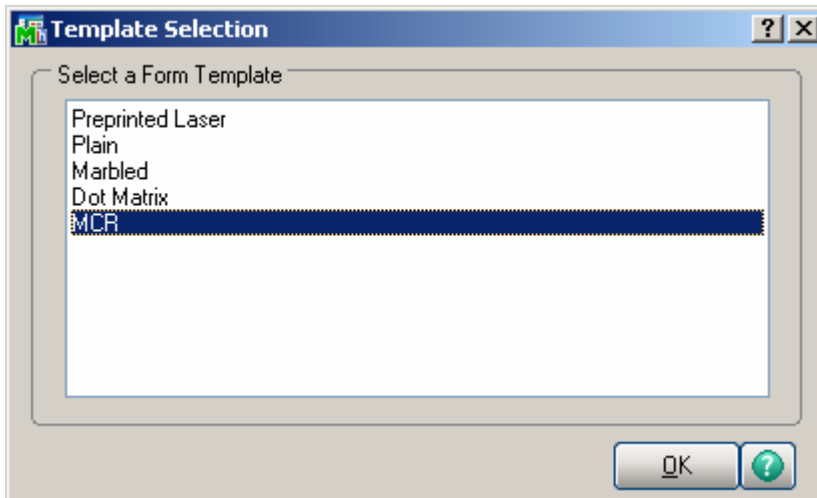
**Customer P.O.**      **Ship VIA**      **F.O.B.**      **Terms**  
 UPS BLUE      Net 30 Days

---

Item Code	Unit	Ordered	Shipped	Back Order	Price	Amount
1001-HON-H254LK	EACH	2.00	0.00	0.00	303.750	607.50
HON 4 DRAWER LETTER FLE W/ LCK		Whse: 001				

## Invoice Printing

The **MCR** form template has been added to the Invoice Printing.



If the **Print in Curr.** check box is selected in the **Invoice Data Entry**, the Currency information is displayed on the printing. The Price and Amount fields are displayed by Currency too.

View Invoice Printing

100% 2 / 2

powered by crystal

Page: 1

**Invoice**

ABC Distribution and Service Corp.

**Invoice Number:** 0100080-IN  
**Invoice Date:** 12/16/2008

**Order Number:**  
**Order Date:**  
**Salesperson:** 0100  
**Customer Number:** 01-ARF  
**Currency Code:** CAN  
**Currency Rate:** 1.5670

**Sold To:**  
American Business Futures  
2131 N. 14th Street  
Suite 100  
Accounting Department  
Milwaukee, WI 53205-1204  
**Confirm To:**  
John Quinn

**Ship To:**  
American Business Futures  
Racine Warehouse  
5411 Kendrick Place  
Racine, WI 53120

Customer P.O.	Ship VIA	F.O.B.	Terms
	UPS BLUE		Net 30 Days

Item Number	Unit	Ordered	Shipped	Back Ordered	Price	Amount
1001-HON-H252	EACH	2.00	2.00	0.00	131.628	263.26
HON 2 DRAWER LETTER FLE W/O LK			<b>Whse:</b> 001			
1001-HON-H252LK	EACH	5.00	5.00	0.00	132.239	661.20
HON 2 DRAWER LETTER FLE W/LCK			<b>Whse:</b> 000			
2480-8-50	EACH	3.00	3.00	0.00	54.767	164.30
DESK FILE 8" CAP 50			<b>Whse:</b> 001			
<b>Lot Number:</b>	JAN10		3.00			

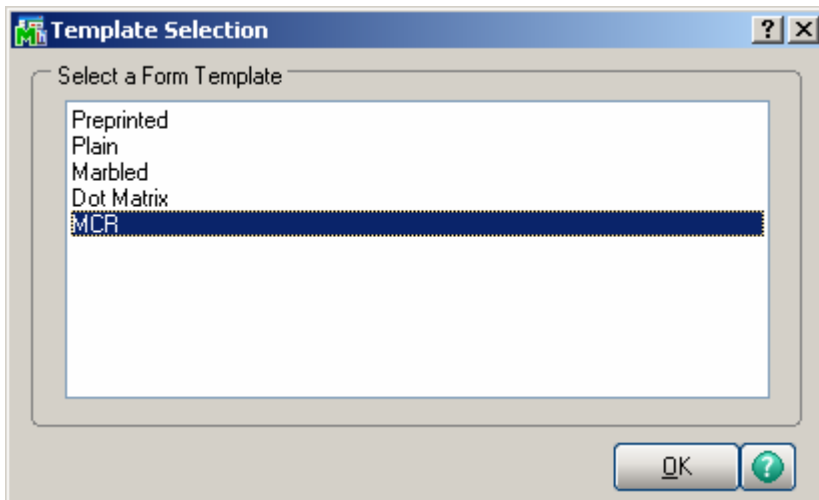
Net Invoice: 1,088.75  
Less Discount: 65.06  
Freight: 0.00  
Sales Tax: 0.00  
**Invoice Total:** 1,023.69  
Less Deposit: 31.34  
**Invoice Balance:** 992.35

*Note: In some cases, because of rounding issues, the Net Invoice Amount displayed on the printing may slightly differ from the Amount in currency calculated as sum of the Invoice lines' Amounts; but the Invoice Balance will be calculated correctly.*

In our example the calculated Currency Amount is equal to:  $263.26 + 661.20 + 164.30 = 1088.76$ ; and 1088.75 is printed instead. But the Invoice Balance 992.35 is equal to the Net Invoice displayed on the Invoice Data Entry.

Packing List Printing

The **MCR** form has been added to the Packing List Printing **Template Selection** list to allow printing Unit Price with Customer's Currency.



S/O Invoice Data Entry (ABC) 5/3/2012

Invoice No. 0100122 Batch 00008

1. Header | 2. Address | 3. Lines | 4. Totals

Shipper ID 1

	Item Code	Ordered	Shipped	Unit Price	Extension	Unit Price in Curr	Extension in Curr
1	1001-HON-H254LK	2.00	2.00	135.000	270.00	303.750	607.50
2	2480-8-50	3.00	3.00	34.950	104.85	78.638	235.91
3		.00	.00	.000	.00	.000	.00

Quick Row 1

Description	HON 4 DRAWER LETTER FLE W/ LCK
Warehouse	001
Unit Of Measure	EACH
Back Ordered	.00
Price Level	1

Currency Code - CAN Total Amount 374.85

Quick Print Accept Cancel Delete

View Packing List Printing

1 / 1 100%

BusinessObjects

Preview

Page: 1

### Packing List

ABC Distribution and Service Corp.

**Shipping Number:** 0100122  
**Ship Date:** 5/3/2012

**Order Number:** 0000216  
**Order Date:** 5/3/2012  
**Salesperson:** 0100  
**Customer Number:** 01-ABF

**Sold To:**  
American Business Futures  
2131 N. 14th Street  
Suite 100  
Accounting Department  
Milwaukee, WI 53205-1204  
**Confirm To:**  
John Quinn

**Ship To:**  
American Business Futures  
Racine Warehouse  
5411 Kendrick Place  
Racine, WI 53120

**Number of Packages:** 1

---

Customer P. O.	Ship VIA	F. O. B.	Terms				
	UPS BLUE		Net30 Days				
Item Number	Unit	Ordered	Shipped	Backordered	Unit Price	Total	
1001-HON-H254LK	EACH	2.00	2.00	0.00	303.750	607.50	
HON 4 DRAWER LETTER FLE W/ LCK							<b>Warehouse: 001</b>
2480-8-50	EACH	3.00	3.00	0.00	78.638	235.91	
DESK FILE 8" CAP 50							<b>Warehouse: 001</b>
<b>Lot Number:</b> JAN10							

Open Sales Order Report

The **Print in Sales Order Currency** checkbox has been added to the Open Sales Order Report to allow printing the report in the currency code entered for the sales order.

The screenshot shows the 'Open Sales Order Report (ABC) 5/3/2012' dialog box. The 'Print in Sales Order Currency' checkbox is highlighted with a red box. The dialog box contains the following settings:

- Report Setting: STANDARD
- Description: Open Sales Order Report
- Setting Options:
  - Type: Public
  - Print Report Settings:
  - Number of Copies: 1
  - Default Report:
  - Three Hole Punch:
  - Collated:
- Sort Report By: Sales Order Number
- Sales Order Types to Print:
  - All Types:
  - Back Orders:
  - Master Orders:
  - Internet Orders:
  - Standard Orders:
  - Price Quotes:
  - Repeating Orders:
  - RMA Orders:
- Extension Calculation: Quantity On Order
- Sales Order Statuses to Print:
  - All Statuses:
  - New:
  - Open:
  - Hold:
- Print Summary Report:  Print Tax Detail:  Only Print Unauthorized or Expired Credit Card Orders:
- Include Component Lines:  Print Comments: Partial
- Print in Sales Order Currency:  (highlighted with a red box)
- Selections:
 

Select Field	Operand	Value
Sales Order Number	All	
Customer Number	All	
Shipping Date	All	

At the bottom, there is a 'Keep Window Open After' section with 'Print' and 'Preview' checkboxes, and buttons for 'Print', 'Preview', 'Setup', and a help icon.

If the checkbox is selected all orders having **Currency Code** with corresponding **Currency Rate** entered in the Sales Order Entry will be printed in the report.  
Here is an example of printout:

View Open Sales Order Report

BusinessObjects

Preview

4 / 4 100%

**Open Sales Order Report**  
**Sorted By Sales Order Number**  
**For Order Types: Back Orders, Standard Orders**

**ABC Distribution and Service Corp. (ABC)**

Order Number	Type / eBM Pym Date	Customer / Name Item Code	Item Description	Currency Code	Currency Rate	P Wht L	Unit Meas	Price	Quantity On Order	Quantity Shipped	Quantity Back Order	Extension
0000205	Std	01-AV/NET	Avnet Processing Corp	CAN	1.50							
		Cust PO: 4/4/2011 1001-HON-H252	HON 2 DRAWER LETTER FLEW/O LK			002	1 EACH	126.000	2.00	0.00	0.00	252.00
			Sales Tax									14.37
			Less Trade Discount									12.60
												Order 0000205 Total: 253.77
0000210	Std	01-ABF	American Business Futures	SURO	0.79							
		Cust PO: 4/28/2012 1001-HON-H252	HON 2 DRAWER LETTER FLEW/O LK			001	1 EACH	84.000	2.00	0.00	0.00	168.00
												Order 0000210 Total: 168.00
0000216	Std	01-ABF	American Business Futures	CAN	2.25							
		Cust PO: 5/3/2012 1001-HON-H254LK	HON 4 DRAWER LETTER FLEW/LCK			001	1 EACH	303.750	2.00	0.00	0.00	607.50
		5/3/2012 2480-8-50	DESK FILE 8" CAP 50			001	1 EACH	78.638	3.00	0.00	0.00	235.91
												Order 0000216 Total: 843.41
												Report Total: 161,123.56
												On Deposit Total: 223.01

*Note: The report Totals are printed by Sales Order.  
 No grand total is available if the Print in Sales Order  
 Currency checkbox is selected.*



## Inquires

### Invoice History Inquiry

The **Currency Info...** button on the **Invoice History Inquiry** screen displays information related to the designated currency on the current invoice.

**A/R Invoice History Inquiry (ABC) 5/3/2012**

Invoice No. 0100121 Type INV Date 5/3/2012  
Source S/O Order No. 0000211

1. Main 2. Lines

Customer No. 01-ABF American Business Futures  
Ship To 2 American Business Futures  
Source Journal SO-000039 RMA No.

Terms Code 01 Net 30 Days Ship Date 5/2/2012  
Ship Via UPS BLUE Schedule WI  
FOB Ship Zone Tracking...  
Customer PO Weight  
Salesperson 01-0100 Jim Kentley Apply To  
Confirm To John Quinn IT User ID  
Comment  
E-mail artie@abf.com  
Fax Batch Fax  
Check No. 012333

Taxable	.00
Nontaxable	374.85
Freight	.00
Sales Tax	.00
Discount	.00
Invoice Total	374.85
Deposit	200.00
Net Invoice	174.85

Balance 174.85

Buttons: Current... Tag Detail... Split Comm... Shipping... OK Print ?

**Currency Information**

Currency Code:

Currency Rate:

Payment Rate Type:

Invoice Total:

Net Invoice:

If the **MCR** template is selected in Invoice Printing, and the **Print in Curr.** check box has been selected in Invoice Data Entry, the Currency information will be displayed on the printing.

View Invoice History Printing

Page: 1

**Invoice**

ABC Distribution and Service Corp.

**Invoice Number:** 0100121-IN  
**Invoice Date:** 5/3/2012

**Order Number:** 0000211  
**Order Date:** 5/2/2012  
**Salesperson:** 0100  
**Customer Number:** 01-ABF  
**Currency Code:** CAN  
**Currency Rate:** 2.2500

**Sold To:**  
 American Business Futures  
 2131 N. 14th Street  
 Suite 100  
 Accounting Department  
 Milwaukee, WI 53205-1204

**Ship To:**  
 American Business Futures  
 Racine Warehouse  
 5411 Kendrick Place  
 Racine, WI 53120

**Confirm To:**  
 John Quinn

Customer P.O.	Ship VIA	F.O.B.	Terms
	UPS BLUE		Net 30 Days

Item Code	Unit	Ordered	Shipped	Back Ordered	Price	Amount
1001-HON-H254LK	EACH	2.00	2.00	0.00	303.750	607.50
HON 4 DRAWER LETTER FLE W/ LCK			<b>Whse:</b> 001			
2480-8-50	EACH	3.00	3.00	0.00	78.638	235.91
DESK FILE 8" CAP 50			<b>Whse:</b> 001			
<b>Lot Number:</b> JAN10			3.00			

Sales Order/Quote History Inquiry

Select the **Sales Order/Quote History Inquiry** from the **Sales Order Inquiries** menu. Click the **Header** tab.

The screenshot shows the 'Sales Order Quote History Inquiry (ABC) 5/3/2012' window. The 'Header' tab is selected. The 'Currency Code' field is highlighted with a blue box and contains the value 'CAN'. Other fields include 'Order Number' (0000216), 'Order Date' (5/3/2012), 'Customer No.' (01-ABF), 'Status' (Active Order), 'Ship To Addr' (2 American Business Futures), 'Terms Code' (01), 'Ship Via' (UPS BLUE), 'Warehouse' (001 EAST WAREHOUSE), 'Confirm To' (JOHN QUINN), 'E-mail' (artie@abf.com), 'Salesperson' (0100 Jim Kentley), and 'Split Comm.' (NO). The 'Fixed Rate' checkbox is checked, and the 'Rate' field contains '2.2500'.

**Currency Code:** Displays the **Currency Code** used on the Sales Order.

**Payment Rate Type:** **Order Rate** implies that the rate indicated on the Sales Order Entry is being used for payment. **Cash Rate** implies that the amount is being paid based on the exchange rate at the time of payment (cash receipt).

**Fixed Rate:** This box is checked if a fixed currency rate is being used.

**Currency Rate:** Indicates the fixed rate used for payment.